



2025 10 24

[2025]309

"

"

"



1.3

2.43

3.56

4.97

1

AI

AI

1	AI	
2	AI	+AI
3	AI	AI
4	AI	AI
5	AI	AI
6	AI	AI

9		AR VR
10		VR AR

1		AI
2		
3		
4		AI
5		
6		
7		API
8		" - - "

9

AI

AI

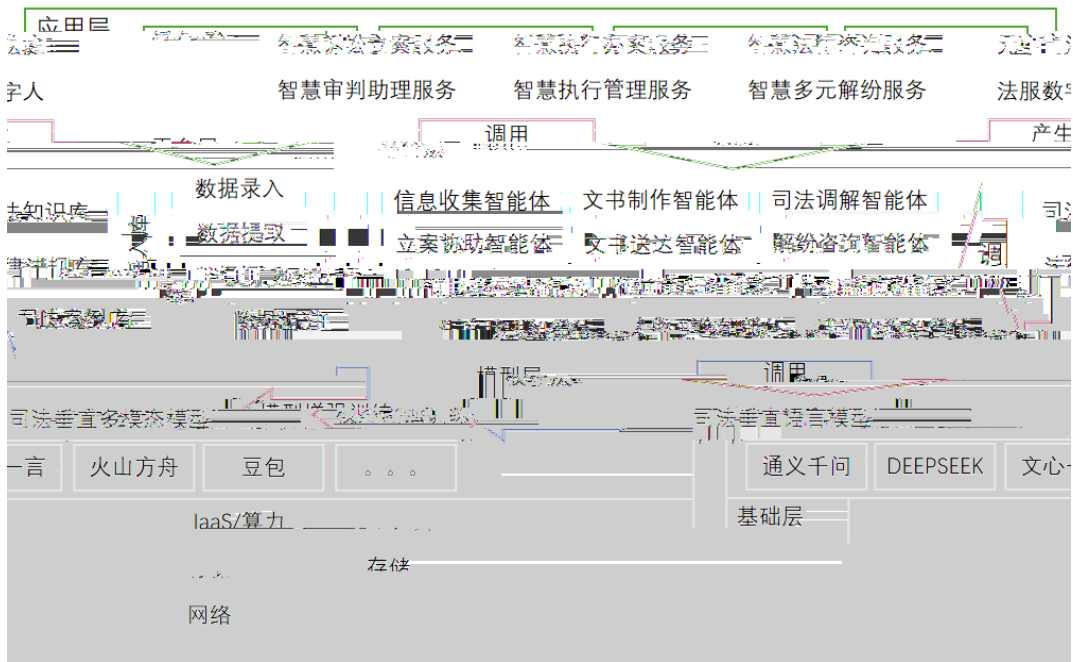
AI

1

AI

AI

AI+



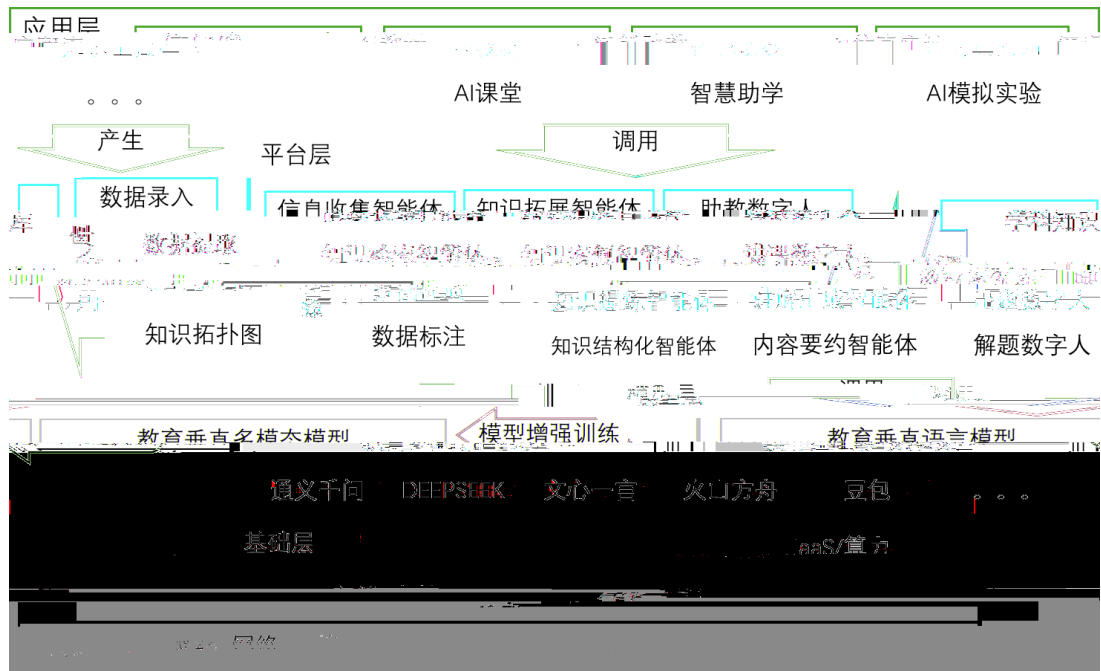
2

AI

AI

AI

AI+



AI

AI

AI

AI

AI

AI

" 1 487 20 4
" " 1968 6000 " "
2
3 "

"
AI

"

AI

1

AI

	AI		Radis WAF + AC AP UPS ZIGBEE WIFI LORA NB-IOT 5G NFC
	IP	AI AI AI AI AI AI	
	UI		

2

AI

AI

AI

--	--	--	--

AI			Radis WAF AI +
AI		AI AI AI AI	AC UPS AP AI AI

AI

MBA/EMBA

985/211

AI

AI+

VIVO

AI

2

320

12

12

1

1	AI	AI AI	
2		AI	
3			
4	IP	IP	
5			
6			
7			
8			
9			
10	UI	UI	

AI

AI

2

AI

AI

AI

AI

IaaS

2 3

3

CMMI5

CMMI

60 AI

AI

AI				
	AI	AI		
AI		AI		
		AI		
		AI		
		AI		

7-1-17 T&E

2024

2024

221%

"

"

AI

2024

4,500

1,222

AI+

"

"

2023

2024

12

10

AI+

VIVO



	2025			
1	27,322.56	50.65%		
			2025	9
			39,624.05	
2	AI			
	AI			
		AI		
1				



2022 6

2021

10

4

368.2

29

2021

1/4

100%

2

2016-2023

2023

53.9

7.4%

2016-2023

3

7-1-21

1

35,113.26 6,900.00 19.65%
18,426.68 52.48% 7,200.00
20.51% 579.00 1.65%
2,007.58 5.72%

1		6,900.00	19.65%	6,900.00	
1.1		6,000.00	17.09%	6,000.00	
1.2		900.00	2.56%	900.00	
2		18,426.68	52.48%	18,426.68	

			/	/	
1		1,300.00	3.00	0.45	4,485.00
2		100.00	3.00	0.45	345.00
3		100.00	3.00	0.45	345.00
4		500.00	3.00	0.45	1,725.00

/

		/	/	()
3	MQTT	1.70	6	10.20
4		1.20	36	43.20
5		36.00	12	432.00
6		12.00	12	144.00
7		26.00	12	312.00
8		3.30	12	39.60
9		1.50	12	18.00
10		1.00	12	12.00
11		4.50	12	54.00
12		50.00	3	150.00
13	A	50.00	3	150.00
14	A	50.00	3	150.00
15	A	50.00	3	150.00
16		2.00	3	6.00
17		50.00	3	150.00
18	SDK	30.00	3	90.00
19		10.00	3	30.00
		-	1,027	5,586.68

			2024	2023	2022
	164	443	521	475	334
	40,000	83,165.72	69,920.17	93,202.15	86,374.83
	243.90	187.59	134.20	196.22	258.61

2023 2024

2023

2024

--	--	--	--	--

		(/	
		118	-	9,800.00
1	+ + + +	26	-	2,140.00
1.1		6	40	560.00
1.2		16	35	1,330.00
1.3		4	25	250.00
2	AI	46	-	3,830.00
2.1		10	40	960.00
2.2		30	35	2,520.00
2.3		6	25	350.00
3	AI	46	-	3,830.00
3.1		10	40	960.00
3.2		30	35	2,520.00
3.3		6	25	350.00
		36	-	3,040.00
1		8	40	760.00
2		24	35	2,030.00
3		4	25	250.00
		164	-	12,840.00

3

7,200

		/		()
1		120.00	3	360.00
2		120.00	3	360.00
3		120.00	3	360.00
4		120.00	3	360.00
5		120.00	3	360.00
6		120.00	3	360.00
7		120.00	3	360.00

1		866.10	3.85%	450.00	-
1.1		416.10	1.85%	-	
1.2		450.00	2.00%	450.00	
2		3,494.74	15.53%	3,494.74	
3		8,280.00	36.80%	8,280.00	
4		9,225.00	41.00%	4,000.00	
5		632.04	2.81%	-	
		22,497.88	100.00%	16,224.74	

1

1,000.00

416.10

0.45

450.00

866.10

			/ /	/	
1		200.00	3.80	0.45	173.22
2		800.00	3.80	0.45	692.88
		1,000.00	-	-	866.10


2

AI

AI

3,494.74

			/		()
				370	1,677.34
1			3.20	20	64.00



		/		()
9		6.00	3	18.00
10	A	50.00	3	150.00
11	B	50.00	3	150.00
12	C	50.00	3	150.00
13	D	50.00	3	150.00
14	E	50.00	3	150.00
15	F	50.00	3	150.00

3

50

			/	
3.2	AI	10	50	1,150.00
3.3		5	35	420.00
		100	39.95	9,225.00

5

632.04

×

5%

18 "

' ' " "

		579.00
		2,007.58
AI		4,000.00
		10,200.00
	-	16,786.58

16,786.58

61,538.00

27.28%

30.00%

18

"

"

2025 7 25

2025 11 24

1,800.00

2025 11 24

63,338.00

61,538.00

1		35,113.26	35,113.26	35,113.26
2	AI	22,497.88	16,224.74	16,224.74
3		10,200.00	12,000.00	10,200.00
		67,811.14	63,338.00	61,538.00

2025 9 30

2025 2027

1

2025 9 30

	39,486.75
	4,132.15
	19,531.77
	3,486.70
= - + -	51,399.67

2025 9 30

59,018.52

4,132.15

3,486.70

51,399.67

2

2024

2024

-6,083.50

3

1

6

2024

7,329.29

43,975.73

2

	43,975.73
	7.90%

	55,243.02
= -	11,267.29

3

" "

GoldenBridge InfoTech Global Pte.Ltd.

"

" 25

42.22

25

850

1,435.48

2025 10 14

1,477.70

AI

AI

35,113.26

6,900.00

19.65%

18,426.68

52.48%

7,200.00

20.51%

579.00

7-1-35

1.65%

2,007.58

5.72%

1		6,900.00	19.65%	6,900.00	
1.1		6,000.00	17.09%	6,000.00	
1.2		900.00	2.56%	900.00	
2		18,426.68	52.48%	18,426.68	
3		7,200.00	20.51%	7,200.00	
4		579.00	1.65%	579.00	
5		2,007.58	5.72%	2,007.58	
		35,113.26	100.00%	35,113.26	-

35,113.26

AI

AI

AI

AI

AI

22,497.88

866.10

3.85%

3,494.74

15.53%

8,280.00

36.80%

9,225.00

41.00%

632.04

2.81%

1		866.10	3.85%	450.00	-
1.1		416.10	1.85%	-	

2		3,494.74	15.53%	3,494.74	
3		8,280.00	36.80%	8,280.00	
4		9,225.00	41.00%	4,000.00	
5		632.04	2.81%	-	
		22,497.88	100.00%	16,224.74	

22,497.88

59,088.84

4

202

AI

AI

2025 7

37,585,91

6,130.68

50%

4

	6,018.68
	7,643.80
	8,842.25
	17,495.28

	2024	2023	2022		
	34.61%	35.37%	33.70%	34.56%	35.00%
	20.46%	26.15%	44.06%	30.22%	30.00%
	27.19%	33.72%	21.76%	27.56%	28.00%
	26.51%	30.08%	29.90%	28.83%	28.00%

2024

		T+12	T+24	T+36	T+48	T+60	T+72	T+84	T+96
1		12,000.00	20,000.00	32,000.00	40,000.00	40,000.00	40,000.00	40,000.00	40,000.00
2		8,467.74	14,112.91	22,580.65	28,225.82	28,225.82	28,225.82	28,225.82	28,225.82
3		29.44%	29.44%	29.44%	29.44%	29.44%	29.44%	29.44%	29.44%
4		2.64	118.89	191.55	239.44	239.44	239.44	239.44	239.44
5		960.00	1,600.00	2,560.00	3,200.00	3,200.00	3,200.00	3,200.00	3,200.00
6		659.75	1,099.58	1,759.33	2,199.17	2,199.17	2,199.17	2,199.17	2,199.17
7		548.34	1,016.00	2,032.00	2,568.00	2,568.00	2,434.00	1,827.80	1,827.80
8		1,361.53	2,052.62	2,876.46	3,567.58	3,567.58	3,701.58	4,307.78	4,307.78
9		121.98	155.49	126.67	149.94	149.94	190.14	372.00	372.00
10		1,239.55	1,897.12	2,749.79	3,417.64	3,417.64	3,511.44	3,935.78	3,935.78
11		10.33%	9.49%	8.59%	8.54%	8.54%	8.78%	9.84%	9.84%

1

AI

2

1 Ä! 2 rg#Oö p

^ È î ëD j°EÑÎLA@• NÄž			16,786.58	
	27.28%	30.00%		\$

2025 9 30

1

34,720.25	32,691.23
	2021 10,408.05 2022 7,094.66 2023 7,084.22 2024 4,850.42 2025 1-9 3,253.88

1	[]		10,000.00	10,000.00	10,000.00	10,000.00	10,000.00	8,740.00	-1,260.00	2025 12
2			13,000.00	13,000.00	13,000.00	13,000.00	13,000.00	12,656.11	-343.89	2024 4
3	[]		7,000.00	7,000.00	7,000.00	7,000.00	7,000.00	6,574.86	-425.14	2025 12
4			4,720.25	4,720.25	4,720.25	4,720.25	4,720.25	4,720.25	-	

2025 9 30

32,691.23

94.16%

2

	[1]	2022	2023	2024	[2]

2024 12

8,753.84

1			AI	e
				space365
			AI	
2	AI		AI+ AI AI	-

1

2024

2024

AI

"

+

"

2025

1

2024-2035

"

+

"

AI

2

2025

1

		2023	2024
	2023 4	2025 4	2025 12
	2023 4	2024 4	-
	2023 4	2024 12	2025 12



3

2025 9 30

7,295.84

10,683.92

1

1

" " " "

AI

AI

AI

" " "

"

2

AI

AI+

AI

AI

3,000

"

"

2024

AI

80%

"

—

—

"

" AI

"

"

"

"

"

“AI+ ”

"

2.0

"

"

" " 3 "

2025 12

1

2

3

1

2

3

--

7

" 7-6

"

	7	
1		2024 12 31 2025 15771
2		

3

--	--	--

	2025	1-6	2024		2023		2022
	27,322.56	50.65%	69,920.17	-24.98%	93,202.15	7.90%	86,374.83
	20,203.38	60.37%	51,227.28	-20.58%	64,499.47	9.45%	58,932.35
	7,119.18	28.54%	18,692.88	-34.87%	28,702.68	4.59%	27,442.48
	10,527.63	-8.33%	22,931.83	-3.68%	23,807.35	12.98%	21,072.64
	-4,847.02	23.38%	-7,126.72	-353.89%	2,806.99	60.12%	1,753.02
	-4,884.97	23.85%	-7,277.48	-360.74%	2,791.14	69.99%	1,641.99
	-4,314.60	20.39%	-6,083.61	-344.60%	2,487.12	115.32%	1,155.08
	-4,071.10	24.18%	-6,083.50	-337.45%	2,562.00	42.83%	1,793.80
	-4,229.00	22.18%	-6,664.38	-547.72%	1,488.50	62.03%	918.64

86,374.83 93,202.15

69,920.17 27,322.56 2024 2025 1-6

1,155.08 2,487.12 -6,083.61 -4,314.60

1,793.80 2,562.00 -6,083.50

-4,071.10

1

	2025	1-6	2024	2023	2022	2021
	27,322.56		69,920.17	93,202.15	86,374.83	112,223.57
	50.65%		-24.98%	7.90%	-23.03%	/

2021

2022

2024

69,920.17

24.98%

2

	2025 1-6		2024	
	14,159.48	51.82%	44,969.22	64.32%
	7,302.91	26.73%	10,378.26	14.84%
	5,860.17	21.45%	14,572.68	20.84%
	27,322.56	100.00%	69,920.17	100.00%
	2023		2022	
	72,093.86	77.35%	60,161.29	69.65%
	9,930.18	10.65%	12,166.72	14.09%
	11,178.12	11.99%	14,046.82	16.26%
	93,202.15	100.00%	86,374.83	100.00%

69.65% 77.35% 64.32% 51.82% 2024

3

1

	2025 1-6	2024
--	----------	------

	2025 1-6	2024	2023	2022
	2,223.29	4,644.23	1,599.46	/
	3,636.88	9,928.45	9,578.66	14,046.82
	5,860.17	14,572.68	11,178.12	14,046.82

2023

2023

2022

2023

"

"

"

"

"

+"

2022

2023

4

		2025 1-6	2024	2023	2022			
301378.SZ		15,316.28	-14.93%	43,856.47	-20.08%	54,874.81	18.58%	46,275.50
002368.SZ		378,159.26	44.69%	783,622.34	-14.77%	919,461.73	-13.27%	1,060,083.10
002771.SZ		13,051.00	-23.16%	53,582.39	19.88%	44,695.84	-30.94%	64,720.03
300271.SZ		65,305.73	-1.93%	162,896.43	-7.99%	177,038.91	-20.31%	222,163.75

2023 29.45% 2023

30.94%
45.28% 2023 20.31%
42.03%

2 2024

2024 24.98%
2024 19.88%
2024 58.11% 2024
7.99%
2024

2022 2024
-8.61% -8.54%

3 2025 1-6

2025 1-6 50.65%
2025 1-6 14.93%
20.42% 14.54%
2025 1-6 23.16%
33.43% 2025 1-6 1.93%
2025 1-6 1.17%
50.65%

5

2024

2025 1-6

50.65%

1

31.77% 30.80% 26.73% 26.06%

	2025 1-6	2024	2023	2022
	20.25%	23.07%	30.12%	28.68%
	23.55%	18.13%	23.42%	20.14%
	43.20%	44.16%	41.69%	55.10%
	26.06%	26.73%	30.80%	31.77%

2

1

	2025 1-6	2024	2023	2022
/	15.44	22.51	25.59	23.04
/	12.31	17.31	17.88	16.43
	20.25%	23.07%	30.12%	28.68%

2023

2023 2022

1.45%

2024

2024 2023

7.05%

25.59

22.51

12.06%

"

" " 3

" " 1 " " 2024 " " B.

"

2025 1-6

2025 1-6 20.25%

2

	2025 1-6		2024		2023		2022
/	104.33	/	91.84	0.81%	91.10	-7.15%	98.12
/	79.76	/	75.19	7.77%	69.77	-10.95%	78.35
	23.55%	/	18.13%	-5.29%	23.42%	3.27%	20.14%

2023

2023 2022 3.27%

2023

"

" " 3

" " 2

" " 2023 "

2024

2024 2023 5.29%

	2024			2023		

	754.22	53.87	52.63	349.84	29.15	15.86
	1,577.49	92.79	64.60	259.76	21.65	14.34
	5,093.37	154.34	128.25	6,041.18	158.98	121.75

2025 1-6

3

		2025 1-6	2024	2023	2022	
301378.SZ		35.76%	39.07%	47.01%	55.32%	44.29%
002368.SZ		22.79%	24.08%	23.48%	20.16%	22.63%
002771.SZ		16.27%	17.97%	21.67%	21.88%	19.45%
300271.SZ		31.36%	32.32%	22.82%	20.85%	26.83%
		26.55%	28.36%	28.74%	29.55%	28.30%
		26.06%	26.73%	30.80%	31.77%	28.84%

2023

2024

4

	2025	1-6	2024		2023		2022
	7,119.18	1,580.60	18,692.88	-10,009.80	28,702.68	1,260.20	27,442.48
	10,527.63	-956.15	22,931.83	-875.51	23,807.35	2,734.71	21,072.64
	906.15	1,431.55	1,844.67	-563.55	2,408.22	-2,806.55	5,214.77
	-4,314.60	1,105.20	-6,083.61	-8,570.73	2,487.12	1,332.04	1,155.08

2023

1,332.04

2023

1,260.20

2024

8,570.73

2024

10,009.80

2025 1-6

1,105.20

1,580.60

-475.39

2

¤

	2025	1-6	2024	2023	2022
		6,797.39	14,368.92		12,071.35

		12,071.35	15,398.41	14,368.92
6,797.39	2023			
		5,241.33	5,113.91	5,048.65
2,730.57				
		3,990.64	3,626.41	3,826.85
1,128.93				
		-230.68	-331.39	-312.58
-129.26				
3				
1				

		2025	1-6	2024	2023	2022
301378.SZ			11.89%	11.62%	8.64%	7.64%
002368.SZ			4.23%	4.13%	3.17%	2.41%
002771.SZ			9.30%	5.27%	6.66%	4.01%
300271.SZ			11.93%	13.55%	12.46%	10.22%
			9.34%	8.64%	7.73%	6.07%
			24.88%	20.55%	16.52%	13.98%

		2025 1-6	2024	2023	2022
301378.SZ		19.65%	9.14%	7.55%	7.27%
002368.SZ		14.21%	9.13%	8.45%	6.70%
002771.SZ		23.03%	12.14%	15.78%	7.10%
300271.SZ		14.44%	17.07%	13.66%	10.43%
		17.83%	11.87%	11.36%	7.87%
		9.99%	7.22%	5.49%	6.07%

2023

2024

2025 1-6

50.65%

1.17%

		2025 1-6	2024	2023	2022
301378.SZ		35.26%	30.33%	26.61%	24.11%
002368.SZ		2.92%	4.54%	5.63%	5.50%
002771.SZ		11.94%	6.56%	9.28%	5.14%
300271.SZ		23.90%	24.95%	25.71%	21.54%
		18.50%	16.60%	16.81%	14.07%
		4.13%	5.47%	3.89%	4.62%

		2025	1-6	2024	2023	2022
301378.SZ			-0.86%	-1.77%	-1.24%	-0.44%
002368.SZ			0.71%	0.61%	0.35%	0.83%
002771.SZ			0.89%	0.08%	0.22%	-0.09%
300271.SZ			-3.07%	-1.99%	-1.50%	-1.02%
			-0.59%	-0.77%	-0.54%	-0.18%

AI

" "

" "

2

3

	2025 1-6	2024	2023	2022
a	20,203.38	51,227.28	64,499.47	58,932.35
b	10,527.63	22,931.84	23,807.34	21,072.64
c	3,485.43	7,103.08	6,347.85	3,819.29
d=a+b-c	27,245.58	67,056.04	81,958.96	76,185.70
e	276.92	200.00	151.26	183.67
f	246.58	210.53	170.62	185.57
g	186.84	164.78	140.60	142.55
h=e+f-g	336.66	245.75	181.27	226.69
i=360/h	1.07	1.46	1.99	1.59
j=d/i	50,958.66	45,774.40	41,269.12	47,973.62

1

2

3 =360* /

4 =360* /

5 =360* /

6 2025 1-6

	2025.6.30	2024.12.31	2023.12.31	2022.12.31
--	-----------	------------	------------	------------

	51,569.42	73,901.61	68,726.76	68,752.79
	1,286.17	3,643.40	3,923.25	1,884.00
	4,618.55	18,327.74	11,500.75	18,327.74
	45,664.70	51,930.48	53,302.77	48,541.05
	50,958.66	45,774.40	41,269.12	47,973.62

		2025 1-6	2024	2023	2022
		51,166.01	54,617.33	44,957.96	37,110.47
		51,569.42	58,985.76	40,922.14	27,996.91
		/	60,555.11	55,910.23	35,106.87
		/	73,901.61	68,726.76	68,752.79
		51,367.71	62,014.95	52,629.27	42,241.76

250.65

	2025.6.30	2024.12.31	2023.12.31	2022.12.31
--	-----------	------------	------------	------------

		/ /

	2025.6.30		2024.12.31		2023.12.31		2022.12.31	
1	15,181.39	41.23%	15,852.00	41.60%	23,329.83	53.13%	19,949.09	44.72%
1-2	5,421.34	14.73%	7,156.18	18.78%	5,343.09	12.17%	11,951.01	26.79%
2-3	3,538.54	9.61%	3,222.80	8.46%	6,570.30	14.96%	7,722.24	17.31%
3-4	4,998.19	13.58%	4,589.74	12.05%	6,112.71	13.92%	1,853.45	4.15%
4-5	5,063.45	13.75%	5,235.11	13.74%	1,497.67	3.41%	1,110.49	2.49%
5	2,614.46	7.10%	2,048.62	5.38%	1,058.82	2.41%	2,027.23	4.54%
	36,817.37	100.00%	38,104.45	100.00%	43,912.41	100.00%	44,613.52	100.00%

		1	1-2	2-3	3-4	4-5	5		%
	15,634.47	6,464.55	2,631.16	620.43	1,819.58	2,422.31	1,676.42	4,616.37	29.53
	21,182.90	8,716.83	2,790.17	2,918.11	3,178.62	2,641.14	938.04	5,289.62	24.97
	36,817.37	15,181.39	5,421.34	3,538.54	4,998.19	5,063.45	2,614.46	9,905.99	26.91

1

1 5

4,991.18

8,669.19 11,873.47 12,676.10

11.19% 19.74% 31.16% 34.43% 2024

2

1

2025 9 30

	2025.6.30	2024.12.31	2023.12.31	2022.12.31
	36,817.37	38,104.45	43,912.41	44,613.52
2025/9/30	7,207.72	14,040.52	20,494.12	31,975.87
	19.58%	36.85%	46.67%	71.67%

2025 9 30

71.67%

46.67% 36.85% 19.58%

2025 9 30 2024 12 31 2025 6 30

1

2

3

2

2025

9 30

1 2025 6 30

2025
9 30

1

1,611.61 1

4

1,269.60 2-3

	0.78%	5.00%	10.00%	30.00%	50.00%	100.00%
	3.21%	11.89%	25.03%	48.32%	61.06%	100.00%
	2.00%	10.00%	20.00%	40.00%	70.00%	100.00%

1
2022 2025 6
2 1 0.2% 1.00%
2022 2025 6
1
2.00% 5.00% 4.27%
0.78% 2.79% 1 5
5
100%
2

	2025.6.30	2024.12.31	2023.12.31	2022.12.31
	15.99%	19.24%	13.83%	15.24%
	13.65%	15.21%	12.63%	11.50%
	21.13%	18.22%	28.61%	20.97%
	24.09%	24.03%	18.68%	14.11%
	18.72%	19.18%	18.44%	15.46%
	26.91%	24.69%	16.09%	15.39%

2022 12 31 2023 12 31
2024 12 31 2025 6 30

2

()

1

	2019 2020	2020 2021	2021 2022	2022 2023	2023 2024	
1	23.23%	43.95%	50.23%	29.74%	34.27%	36.29%
1-2	47.16%	50.90%	70.87%	57.59%	55.02%	56.31%
2-3	55.02%	56.90%	69.80%	72.63%	54.26%	61.72%
3-4	65.87%	57.27%	60.56%	73.08%	85.40%	68.44%
4-5	62.21%	50.02%	82.59%	88.90%	81.58%	73.06%
5	80.00%	80.00%	80.00%	80.00%	80.00%	80.00%

5

2

1	36.29%	5.04%	2.00%
1-2	56.31%	13.90%	10.00%
2-3	61.72%	24.69%	20.00%
3-4	68.44%	40.00%	40.00%
4-5	73.06%	58.45%	70.00%
5	80.00%	80.00%	100.00%

2024 12 31

5

1

1-2

2-3

3

3

	2025 30	6				

1		5.04%	300.04		-456.06
1 2		13.90%	542.13		-211.44
2 3		24.69%	707.47		-165.90
3-4		40.00%	1,999.28		0.00
4-5	5,004.54	58.45%	3,503.18	2,925.15	578.03
5	2,614.46	80.00%	2,614.46	2,091nBT	



2

6 — —

"

6 -

"

"

	/	
	/	
	a b c	/ d
	/	

				2025 1-6	2024	2023	2022
		2023 6	2025 4	-	2,066.53	736.17	-
		2025 1		809.88	-	-	-
	AI	2025 1		441.69	-	-	-
	AI	2025 1		255.09	-	-	-
/		2023 7		220.70	220.70	-	-
		/	/	2,483.83	5,706.96	3,012.03	7,625.12

2021 3

2021 2022

2023 2024

2025

1-2

4

1

	2025.6.30	2024.12.31	2023.12.31	2022.12.31
	5,706.96	3,012.03	7,625.12	5,715.04
	2,044.38	4,707.55	5,793.71	5,523.15
	5,267.51	1,910.62	10,406.80	3,613.07
	-	102.00	-	-
	2,483.83	5,706.96	3,012.03	7,625.12

2023

2024

2025

1-6

110

2

	2025.6.30	2024.12.31	2023.12.31	2022.12.31
	6,678.57	9,413.01	2,991.74	1,203.30
	5,267.51	1,910.62	10,406.80	3,613.07
	37.74	77.23	386.29	33.69
	2,365.23	4,722.29	4,371.82	1,858.33
	9,618.59	6,678.57	9,413.01	2,991.74

2023

" 4

" " 1

"

1

8 —

1

2

3

4

1

2

3

4

2

			2025 1-6	2024	2023	2022
heyshare		/ / /	-	-	-	1,433.83
- GIS			-	-	-	1,318.53
			-	-	-	1,294.73
			-	-	-	716.31
			-	-	-	661.61
			-	-	-	533.25
			-	-	-	435.64
			-	-	-	413.68
			-	-	-	411.52
			-	-	-	369.65

-

			2025 1-6	2024	2023	2022
		/ / /	-	2,066.53	736.17	-
		/ / /	-	1,840.56	606.91	-
AI			-	-	587.37	-
			-	-	515.38	-
110			-	1,366.92	464.20	-
			-	-	102.00	-

AI

576.81

212.25

-

-

2025 1-6			/ / /	2,060.03
			/ / /	1,840.56
	110			1,366.92
2024	AI			934.57
				976.05
2023	heyshare		/ / /	2,008.33
				1,826.81
	- GIS			1,479.26
				1,178.54
				1,056.15
				885.33
				678.99
				411.52
				435.64
				413.68
				32.55
2022	-			1,732.94
	-			685.54
	-		/ / /	1,194.59



8 —	
1	
2	
3	

4

4

5

6

7

8

9

10

11

12

13

14

1

2024

2

3

4



1

18 1

1

2

3



4

5

6

7

2

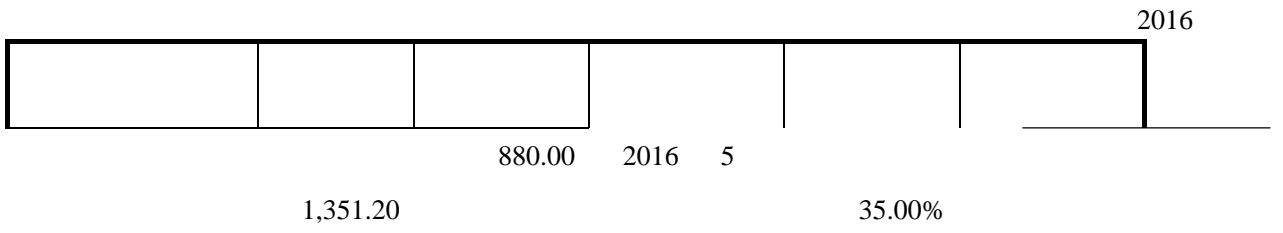
— — 7 1

2025 7 25

2025

2

3



4

	3,000.00	1,500.00	2023	6	22.22%
	373.67	373.67	2019	10	15.28%
		400.00			
	1,000.00				

300

1,800

	3,000.00	-	1,500.00
	1,000.00	300.00	-

5

6

7

1,800.00

2025

11 24

63,338.00

61,538.00

1		35,113.26	35,113.26	35,113.26
2	AI	22,497.88	16,224.74	16,224.74
3		10,200.00	12,000.00	10,200.00
		67,811.14	63,338.00	61,538.00

2025 6 30

			2,000.00	2025/4/17	2025/7/17	R1
			2,000.00	2025/2/14	2025/8/11	R1
			1,000.00	2025/6/30	2025/7/29	R1
		1	1,000.00	2025/4/25		R2
			6,000.00	-	-	-

2025 6 30

2,144.53

2025 6 30

86.03

2025 6 30

2,100.87

		/		
	518.54	35.00%	2016 5	
	118.98	20.00%	2021 9	
	1,463.34	22.22%	2023 6	

1

"

" "

"

2

"

" "

"

2025 6 30

1,603.49

	373.67	
	833.29	
	296.70	
	99.81	

"

" "

"

"

" "

"

"

" "

"

2025 6 30

2,670.30

1,800

4,470.30

4.39%

30%

18

1

2

18

3

2025

2025

2025 1-6

7-1-108

2

1

2

3

		2025 1-6	2024	2023	2022
		28.30	47.45	-	6.58

		2025	1-6	2024	2023	2022
	E		1.85	3.08	4.62	4.62
			-	-	-	175.22
		30.15		50.53	4.62	186.42

1

1

35%

2

E

3

E -

2

1

2019

2022

"

"

2

3

1

2

(本页无正文,为《关于上海金桥信息股份有限公司向特定对象发行股票申请

文件的审核问询函之回复报告》之盖章页)

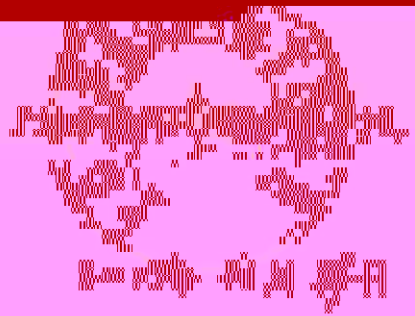


上海金桥信息股份有限公司

2025年11月24日

发行人董事长声明

本人已认真阅读《关于上海金桥信息股份有限公司向特定对象发行股票申请文件的审核问询函之回复报告》的全部内容，本人承诺本回复报告不存在虚假记载、误导性陈述或者重大遗漏，并对其内容的真实性、准确性和完整性承担个别及连带法律责任。



(本页无正文,为国泰君安证券股份有限公司《关于上海金桥信息股份有限公司向特定对象发行股票申请文件的审核问询函之回复报告》之签章页)

保荐代表人签字:



杨帆



方亮

国泰君安证券股份有限公司



2025年11月14日

保荐人董事长声明

本人已认真阅读《关于上海金桥信息股份有限公司向特定对象发行股票申请文件的审核问询函之回复报告》的全部内容，了解回复涉及问题的核查过程、

11/13

8-111-2023-0111

11/13



8-111-2023-0111